Giunto ad I

Tabella selezione giunti I

Cilindri	SE							SAI								
Accessori	32	40	50	63	80	100	125	32	40	50	63	80	100	125	160	200
F-M10X125I	●							●								
F-M12X125I		●							●							
F-M16X150I			●	●						●	●					
F-M20X150I					●	●						●	●			
F-M27X200I							●							●		
F-M36X200I															●	●

Cilindri	SGC			
Accessori	125	160	200	250
F-M27X200I	●			
F-M36X200I		●	●	
F-M42X200I				●

Cilindri	MI								MPG				
Accessori	8	10	12	16	20	25	32	40	6	8	10	12	16
F-M3X050I									●				
F-M4X070I	●	●								●	●		
F-M5X080I												●	●
F-M6X100I			●	●									
F-M8X125I					●								
F-M10X125I						●	●						
F-M12X125I								●					

Codice di ordinazione

F–M16X150 I

① ② ③ ④

①Accessori codice	②Filettatura	③Passo filettatura	④Giunto
	M3:M3	050:0.5mm	I:I Giunto
	M4:M4	070:0.7mm	
	M5:M5	080:0.8mm	
	M6:M6	100:1.0mm	
	M8:M8	125:1.25mm	
	M10:M10		
	M12:M12		
	M16:M16	150:1.5mm	
	M20:M20		
	M27:M27	200:2.0mm	
	M36:M36		
	M42:M42		

Dimensioni

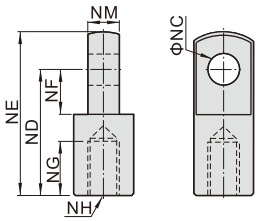

Tipo\voce	NC	ND	NE	NF	NG	NH	NM
F-M3x050I	3	12	15.5	5	5	M3×0.5	3
F-M4x070I	4	16	21	6.8	8	M4×0.7	4
F-M5x080I	5	25	32	14.1	7.5	M5×0.8	6.3
F-M6x100I	6	21	28	8.5	8	M6×1.0	6
F-M8x125I	8	30	40	11	15	M8×1.25	8
F-M10x125I	10	40	50	15	20	M10×1.25	10
F-M12x125I	12	48	62	24	20	M12×1.25	12
F-M16x150I	16	64	82	32	23	M16×1.5	16
F-M20x150I	20	80	102	40	30	M20×1.5	20
F-M27x200I	30	110	139	51	45	M27×2.0	30
F-M36x200I	35	144	181	65	55	M36×2.0	35
F-M42x200I	40	168	211	85	62	M42×2.0	40

Giunto ad Y



Tabella selezione giunti Y

Cilindri	SE							SAI								
Accessori	32	40	50	63	80	100	125	32	40	50	63	80	100	125	160	200
F-M10X125Y	●							●								
F-M12X125Y		●							●							
F-M16X150Y			●	●						●	●					
F-M20X150Y					●	●						●	●			
F-M27X200Y							●							●		
F-M36X200Y															●	●

Cilindri	SGC			
Accessori	125	160	200	250
F-M27X200Y	●			
F-M36X200Y		●	●	
F-M42X200Y				●

Cilindri	MI								MPG				
Accessori	8	10	12	16	20	25	32	40	6	8	10	12	16
F-M3X050Y									●				
F-M4X070Y	●	●								●	●		
F-M5X080Y												●	●
F-M6X100Y			●	●									
F-M8X125Y					●								
F-M10X125Y						●	●						
F-M12X125Y								●					

Codice di ordinazione

F–M16X150 Y

① ② ③ ④

①Accessori codice	②Filettatura	③Passo filettatura	④Giunto
	M3:M3	050:0.5mm	Y:Y Giunto
	M4:M4	070:0.7mm	
	M5:M5	080:0.8mm	
	M6:M6	100:1.0mm	
	M8:M8	125:1.25mm	
	M10:M10		
	M12:M12		
	M16:M16	150:1.5mm	
	M20:M20		
	M27:M27	200:2.0mm	
	M36:M36		
	M42:M42		

Dimensioni

M3~M10

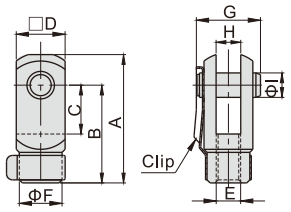

Tipo\voce	A	B	C	D	F
F-M3X050Y	15.5	12	5	6	6
F-M4X070Y	22	16	8	8	7
F-M5X080Y	28	21	10.2	12	10
F-M6X100Y	32	24	12	12	10
F-M8X125Y	42	32	16	16	14
F-M10X125Y	52	40	20	19	18

Tipo\voce	E	G	H	I
F-M3X050Y	M3×0.5	9	3	3
F-M4X070Y	M4×0.7	11.5	4	4
F-M5X080Y	M5×0.8	15.5	6.5	5
F-M6X100Y	M6×1.0	16	6	6
F-M8X125Y	M8×1.25	21	8	8
F-M10X125Y	M10×1.25	25	10	10

M12~M42

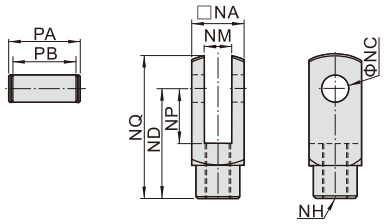

Tipo\voce	NA	NC	ND	NP	NQ
F-M12X125Y	25.4	12	48	24	62
F-M16X150Y	32	16	64	32	80
F-M20X150Y	44.4	20	80	40	101
F-M27X200Y	54	30	110	55	139
F-M36X200Y	70	35	144	73	179
F-M42X200Y	85	40	168	86	211

Tipo\voce	NM	NH	PA	PB
F-M12X125Y	12	M12×1.25	32.4	26.2
F-M16X150Y	16	M16×1.5	39	32.8
F-M20X150Y	20	M20×1.5	53.4	45.2
F-M27X200Y	30	M27×2.0	64.2	54.8
F-M36X200Y	35	M36×2.0	80.2	70.8
F-M42X200Y	40.3	M42×2.0	115	93

Giunto flottante

Tabella selezione giunti flottante

Cilindri	SGC				SE							SAI							
Accessori	125	160	200	250	32	40	50	63	80	100	125	32	40	50	63	80	100	125	160	200
F-M10X125F					●							●								
F-M12X125F						●							●							
F-M16X150F							●	●						●	●					
F-M20X150F									●	●						●	●			
F-M27X200F	●										●							●		
F-M36X200F		●	●																●	●

Cilindri	ACQ										MF			
Accessori	12	16	20	25	32	40	50	63	80	100	20	25	32	40
F-M8X125F			●								●			
F-M10X125F				●								●	●	
F-M14X150F					●	●								●
F-M18X150F							●	●						
F-M22X150F									●					
F-M26X150F										●				

Cilindri	PB					MI								MBL					
Accessori	4	6	10	12	16	8	10	12	16	20	25	32	40	20	25	32	40	50	63
F-M3X050F		●																	
F-M4X070F			●			●	●												
F-M5X080F				●	●														
F-M6X100F								●	●										
F-M8X125F										●				●					
F-M10X125F											●	●			●	●			
F-M12X125F													●				●		
F-M14X150F																		●	●

Codice di ordinazione

F–M10X125 F

① ② ③ ④

①Accessori codice	②Filettatura	③Passo filettatura	④Giunto
	M3:M3	050:0.5mm	F: Giunto lottante
	M4:M4	070:0.7mm	
	M5:M5	080:0.8mm	
	M6:M6	100:1.0mm	
	M8:M8	125:1.25mm	
	M10:M10		
	M12:M12		
	M14:M14	150:1.5mm	
	M16:M16		
	M18:M18		
	M20:M20		
	M22:M22		
	M26:M26		
	M27:M27	200:2.0mm	
	M36:M36		

Dimensioni

M3~M6

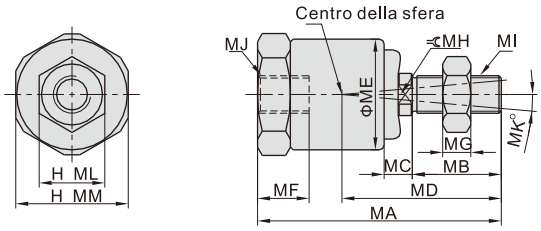

Tipo\voce	MA	MB	MC	MD	ME	MF	MG	MH	MI\MJ	ML	MM
F-M3X050F	23.5	7.5	3	15	12.8	5.5	2.4	4	M3×0.5	5.5	13
F-M4X070F	26	9.5	3	17	12.8	6	3	4	M4×0.7	7	13
F-M5X080F	34.5	13.5	3.5	22.8	13.8	8	4	6	M5×0.8	8	14
F-M6X100F	34.5	13.5	3.5	22.8	13.8	8	4	6	M6×1.0	10	14

Nota: Angolo di compensazione: ±5° Direzione di correzione radiale: 0.5

M8~M36

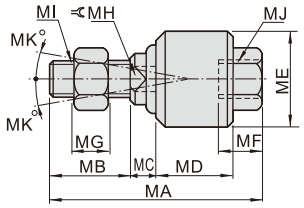

Tipo\voce	MA	MB	MC	MD	ME	MF	MG	MH	MI/MJ	MK
F-M8X125F	51	20	6	17	24	10.5	6	8	M8×1.25	13
F-M10X125F	58	22	7	21	26	11	6	10	M10×1.25	12
F-M12X125F	58	22	8	21	28	11.5	7	12	M12×1.25	12
F-M14X150F	70	22.5	8.5	28	34.5	16	8	15	M14×1.5	12
F-M16X150F	90	27	10	41	44.5	19	8	17	M16×1.5	7
F-M18X150F	92	27	10	41	44.5	21	11	18	M18×1.5	7
F-M20X150F	102	29	13	46	53	22	10	22	M20×1.5	10
F-M22X150F	108	32	13	46	53	25	13	22	M22×1.5	5
F-M26X150F	120	32	14.5	52.5	59.5	25	13	27	M26×1.5	5
F-M27X200F	136.5	40	14.5	52.5	59.5	40	13.5	27	M27×2.0	5
F-M36X200F	194.5	60	20.5	77.5	84	54	18	36	M36×2.0	5

Giunto Universale

Tabella per Giunto Universale e Cilindro

Cilindri / Accessori	SE 32	SE 40	SE 50	SE 63	SE 80	SE 100	SE 125	SAI 32	SAI 40	SAI 50	SAI 63	SAI 80	SAI 100	SAI 125	SAI 160	SAI 200
F-M10X125U	●							●								
F-M12X125U		●							●							
F-M16X150U			●	●						●	●					
F-M20X150U					●	●						●	●			
F-M27X200U							●							●		
F-M36X200U															●	●

Cilindri / Accessori	SGC 125	SGC 160	SGC 200	SGC 250
F-M27X200U	●			
F-M36X200U		●	●	

Cilindri / Accessori	ACQ 12	ACQ 16	ACQ 20	ACQ 25	ACQ 32	ACQ 40	ACQ 50	ACQ 63	ACQ 80	ACQ 100
F-M5X080U	●									
F-M6X100U		●								
F-M8X125U			●							
F-M10X125U				●						
F-M14X150U					●	●				
F-M18X150U							●	●		
F-M26X150U										●

Cilindri / Accessori	MF 20	MF 25	MF 32	MF 40	MBL 20	MBL 25	MBL 32	MBL 40	MBL 50	MBL 63
F-M6X100U										
F-M8X125U	●				●					
F-M10X125U		●	●			●	●			
F-M12X125U								●		
F-M14X150U				●					●	●

Cilindri / Accessori	PB 4	PB 6	PB 10	PB 12	PB 16	MI 8	MI 10	MI 12	MI 16	MI 20	MI 25	MI 32	MI 40
F-M4X070U			●			●	●						
F-M5X080U				●	●								
F-M6X100U								●	●				
F-M8X125U										●			
F-M10X125U											●	●	
F-M12X125U													●

Codice di ordinazione

F–M10X125 U

① ② ③ ④

①Accessori codice	②Filettatura	③Passo filettatura	④Giunto
	M4:M4	070:0.7mm	U: Giunto versale
	M5:M5	080:0.8mm	
	M6:M6	100:1.0mm	
	M8:M8	125:1.25mm	
	M10:M10		
	M12:M12		
	M14:M14	150:1.5mm	
	M16:M16		
	M18:M18		
	M20:M20		
	M26:M26		
	M27:M27	200:2.0mm	
	M36:M36		

Dimensioni

M4~M8

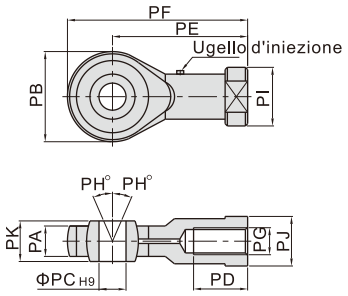

M10~M36

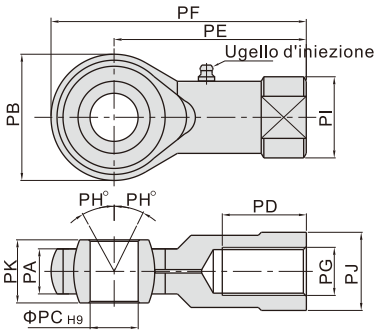

Tipo\voce	PA	PB	PC	PD	PE	PF	PG	PH	PI	PJ	PK
F-M4X070U	6	18	5	10	27	36	M4×0.7	13	12.5	10	8
F-M5X080U	6	18	5	10	27	36	M5×0.8	13	12.5	10	8
F-M6X100U	6.8	20	6	12	30	40	M6×1.0	13	13	11	9
F-M8X125U	9	24	8	16	36	48	M8×1.25	13	16	14	12
F-M10X125U	11	26	10	20	43	56	M10×1.25	13	19	17	14
F-M12X125U	12	32	12	22	50	66	M12×1.25	13	22	19	16
F-M14X150U	14	36	14	28	57	75	M14×1.5	13	25	22	19
F-M16X150U	15	40	16	28	64	84	M16×1.5	15	27	22	21
F-M18X150U	16.5	46	18	30	71	94	M18×1.5	15	31	27	23
F-M20X150U	18	46	20	33	77	100	M20×1.5	15	34	30	25
F-M26X150U	22	60	25	48	94	124	M26×1.5	15	42	36	31
F-M27X200U	25	70	30	51	110	145	M27×2.0	15	50	41	37
F-M36X200U	27.5	80	35	56	125	165	M36×2.0	15	57.5	50	43

KOMPAUT

COMPONENTI E SOLUZIONI PER L'AUTOMAZIONE INDUSTRIALE

21050 Marnate (VA) Via Tonale, 295/305
EMAIL info@kompaut.com
SKYPE Kompaut
TEL. 0331–369.249
WhatsApp 338-9373564

www.kompaut.com